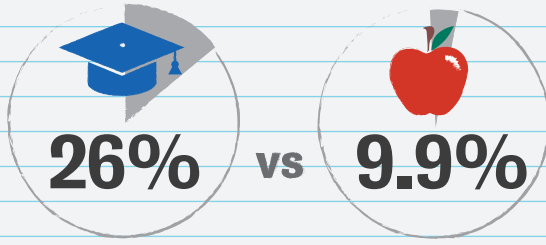



# HAWAIIANS IN THE PUBLIC SCHOOL SYSTEM

Native Hawaiian students represent the largest ethnic group in the public school system, 1 of every 4 students.



Less than 2 of every 10 classroom teachers are Native Hawaiian.



7 of 10


Native Hawaiian students (69.9%) are economically disadvantaged, as indicated by enrollment in the free reduced-price meal program.

## PROFICIENCY RATE GAPS



20 Percentage points

Native Hawaiian student proficiency rates in math and reading are almost 20 percentage points lower than non-Hawaiians.




Less than 1 in 3 Native Hawaiian students (28.4%) tested proficient in math.



Less than 4 in 10 Native Hawaiian students (34.8%) tested proficient in reading

50% ↓

The percentage of Native Hawaiian students testing proficient in math decrease by almost half between grades 8-11



The difference in proficiency rates between Native Hawaiian females and Native Hawaiian males is larger in reading than in math

